

What you need to know about . . . Reading a Pesticide Label

Why are labels important?

Labels are legal documents providing directions on how to mix, apply, store, and dispose of a pesticide product.

The label is the manufacturer's main way to give the user information about the product.



What information does the front of the label contain?

Brand Name

Different names are used by different manufacturers even though their products contain the same active ingredients. The brand name (or trade or product name) is a unique name used to advertise the product.

Product Type

Listed under the brand name, this indicates in general terms what the product will control. Here are two examples:

- herbicide for the control of woody brush and weeds, and
- insecticide for control of certain insects on fruits, nuts, and ornamentals.

EPA Registration Number

Indicates that the pesticide product has been registered and its label was approved for sale by the Environmental Protection Agency (EPA).

EPA Establishment Number

Identifies the facility that produced the product.

Manufacturer Name and Address

Provides the manufacturer's contact information in case you want more information about the product, such as a Material Safety Data Sheet (MSDS) that provides detailed toxicity information, chemical properties, and precautions needed for emergency personnel.

Ingredient Statement

Provides the common and/or chemical name and amount of each active ingredient and the total amount of inert ingredients in the container.

Active Ingredient

The chemical(s) responsible for controlling the pest. Individually listed on the label by common name and/or chemical name and percentage in the product.

Chemical Name

The complex name identifying the chemical components and structure of a chemical.

Common Name

A simpler name given by the EPA to a chemical name for easier recognition.

Inert Ingredients

Not required to be individually listed, but their percent of content must be.



I.I. Icide, Inc.
Specimen Label for Educational Purposes Only.

Weed Eliminator

Concentrate

HERBICIDE Kills Lawn Weeds

(dandelion, clover, thistle, and other listed broadleaf weeds)

Active Ingredients:

Mecoprop, dimethylamine salt	10.60%
2, 4-D, dimethylamine salt	3.05%
Dicamba, dimethylamine salt	1.30%

Inert Ingredients: 85.05%

TOTAL 100.00%

KEEP OUT OF REACH OF CHILDREN
CAUTION
See back label for additional precautionary statements.

EPA Reg. No.: 123-114-16802
EPA Est. No.: 50263-PA-A

Net Contents 32 fl oz
(1 qt) 946ml


(THIS IS A FICTITIOUS NAME FOR ILLUSTRATION PURPOSES)
Icide, Inc.
123 Pesticide Safety Lane
Your Town, PA 19104
(215) 555-0000
www.icide.com

Net Contents

The amount a full container holds.

Signal Words

Signal words indicate the relative acute toxicity of the product to humans and animals. The statement **KEEP OUT OF THE REACH OF CHILDREN** must also appear above the signal word on the label. If two products will control the same pest, signal words can help you choose the least toxic chemical to control the pest.

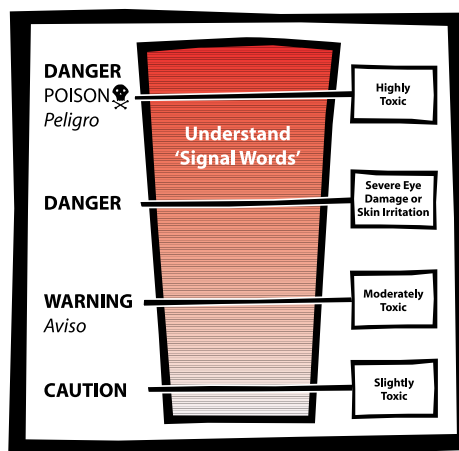
DANGER  **POISON**—Highly toxic by any route of entry into the body. *Peligro*, the Spanish word for danger, must also

appear on the label. Pesticides with this signal word are classified as “restricted use” and can only be purchased and applied by a certified pesticide applicator.

DANGER—Can cause severe eye damage or skin irritation.

WARNING—Moderately toxic either orally, dermally, or through inhalation; causes moderate eye or skin irritation. *Aviso*, the Spanish word for warning, must also appear on the label.

CAUTION—Slightly toxic either orally, dermally, or through inhalation; causes slight eye or skin irritation.



KEEP OUT OF REACH OF CHILDREN

DANGER  **POISON**
Peligro

What other information can be found on the label?

Precautionary Statements

Information about possible hazards. Additional information can be found in the MSDS.

Hazards to Humans and Domestic Animals

Describes the potential hazards to people and pets, and actions you can take to reduce those hazards, for example, wearing gloves. These statements may also provide extra information on how to protect children and pets.

Environmental Hazards


Describes the product’s potential to harm wildlife, fish, endangered plants and animals, wetlands, or water.

Physical and Chemical Hazards

Describes any special fire, explosion, or chemical hazards the product may pose.

First Aid or Statement of Practical Treatment

Details what to do if someone is accidentally poisoned by a pesticide. **ALWAYS** call the National Poison Center Hotline (1-800-222-1222) for further medical instructions. Since the label has specific instructions and information the physician will need, it is important to have the pesticide label available when calling the hotline or when taking someone to the hospital.



Directions for Use

It is a violation of federal law to use any pesticide in a manner inconsistent with its labeling. This section tells you how to properly use a product to get the best results without harming yourself, others, and the environment. The label's directions for use will tell you:

- What pests the product is registered to control
- Where the product can be used (plants, animals, locations)
- How to apply the product
- How much product to use
- When the product should be applied
- How often to apply the product
- How soon the crop can be used or eaten after an application
- When people and animals can re-enter a treated area after application

Make sure the product is labeled for use against the pest(s) that you are trying to control. (For example, a product labeled only for termites may not be labeled to control fleas.) *Also, make sure the product is only used where (plants, animals, locations) the label indicates.* (For example, a pesticide labeled for use in an azalea bed may not be labeled for use in an annual flower bed.) *Use only the amounts recommended, and follow the directions exactly.*

For More Information

Contact your county Penn State Cooperative Extension office:
www.extension.psu.edu/extmap.html

PENN STATE PESTICIDE EDUCATION PROGRAM
114 BUCKHOUT LABORATORY
UNIVERSITY PARK, PA 16802-4506
E-mail: pesticide@psu.edu
Web site: www.pested.psu.edu

Storage and Disposal

Explains how to best store the product and what to do with the unused portion of the product and the empty container. Always keep products in original containers, out of the reach of children, and in a locked storage area. Be aware that temperature can affect product quality and environmental safety. Do not contaminate food or foodstuffs. To dispose of the container, triple-rinse, puncture, and dispose of it according to your local solid waste authority's requirements.

Read the label! Use pesticides safely when they are necessary!

Prepared by Richard H. Johnson Jr., extension associate; Sharon I. Gripp, database administrator/Webmaster; and Kerry M. Richards, acting director, Penn State Pesticide Education Program.

Visit Penn State's College of Agricultural Sciences on the Web: agsci.psu.edu

Penn State College of Agricultural Sciences research, extension, and resident education programs are funded in part by Pennsylvania counties, the Commonwealth of Pennsylvania, and the U.S. Department of Agriculture.

This publication is available from the Publications Distribution Center, The Pennsylvania State University, 112 Agricultural Administration Building, University Park, PA 16802. For information telephone 814-865-6713.

This publication is available in alternative media on request.

The Pennsylvania State University is committed to the policy that all persons shall have equal access to programs, facilities, admission, and employment without regard to personal characteristics not related to ability, performance, or qualifications as determined by University policy or by state or federal authorities. It is the policy of the University to maintain an academic and work environment free of discrimination, including harassment. The Pennsylvania State University prohibits discrimination and harassment against any person because of age, ancestry, color, disability or handicap, national origin, race, religious creed, sex, sexual orientation, gender identity, or veteran status. Discrimination or harassment against faculty, staff, or students will not be tolerated at The Pennsylvania State University. Direct all inquiries regarding the nondiscrimination policy to the Affirmative Action Director, The Pennsylvania State University, 328 Boucke Building, University Park, PA 16802-5901; Tel 814-865-4700/V, 814-863-1150/TTY.

© The Pennsylvania State University 2009

Produced by Ag Communications and Marketing

CODE # UO215 Rev11M09/09payne4579

This publication is also available in Spanish.